



Trimble T7

TABLET

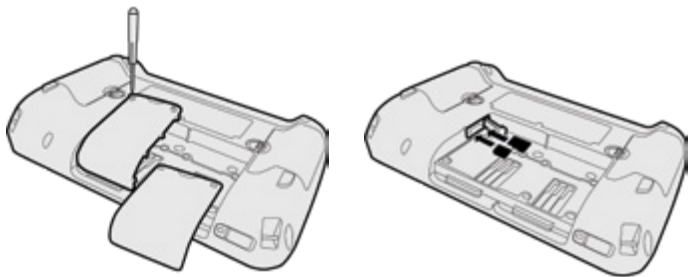


CAUTION – Please read the full user guide including all safety warnings, before operating this product.

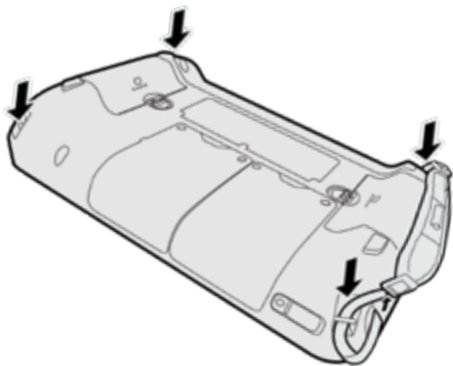


www.trimble.com

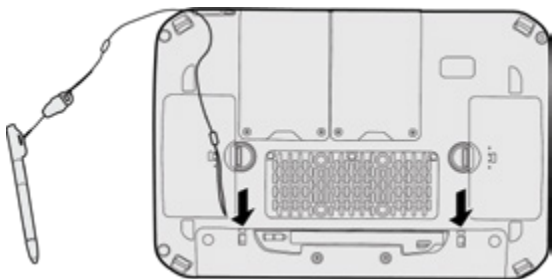
1 INSERT MICROSIM / MICROSD CARD



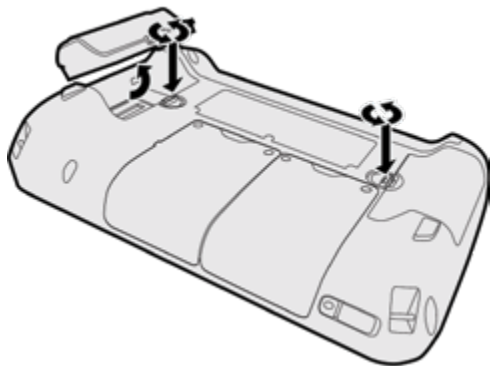
2 ATTACH HAND STRAP (LEFT OR RIGHT)



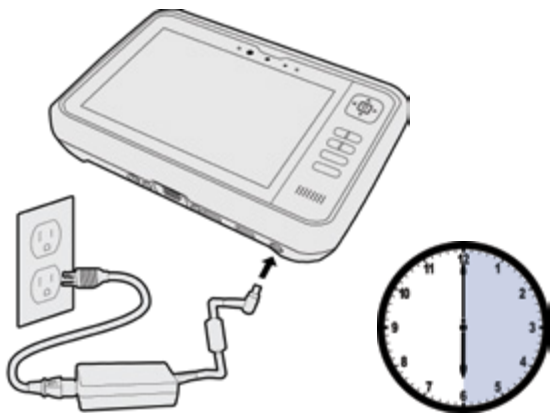
3 ATTACH STYLUS (LEFT OR RIGHT)



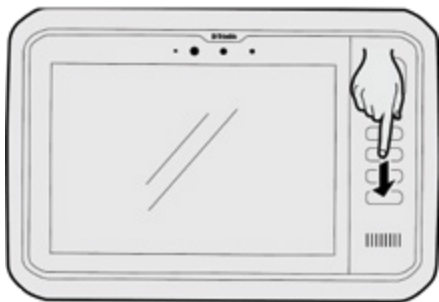
4 INSERT BATTERIES



5 CHARGE BATTERY—6 HOURS




6 SETUP



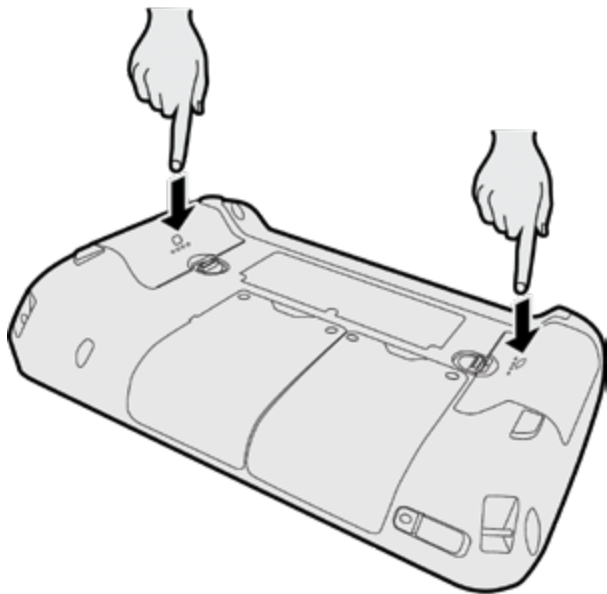
7 BATTERY CHARGE LED & HOT SWAP

4 LEDs:



Hot swap:

- Save all data before you hot swap batteries.
- Swap one battery at a time. Swap battery with lowest power first.



CN: 热插拔: 在更换电池之前保存所有数据。一次更换一个电池, 先更换电量最低的电池。

DE: Akkuwechsel im laufenden Betrieb: Speichern Sie alle Daten, bevor Sie die Batterien wechseln. Jeweils einen Akku wechseln. Zuerst Akku mit dem niedrigsten Ladestand wechseln.

ES: Cambio directo: Guarde todos los datos antes de cambiar las pilas. Cambie las baterías de a una. Primero cambie la batería con menos alimentación.

FR: Échange à chaud : Enregistrer toutes les données avant que vous changez les piles. Échanger une batterie à la fois. Échanger la batterie la plus faible en premier.

FN: Lennossa vaihto: Tallenna kaikki tiedot ennen paristojen vaihtoa. Vaihda yksi akku kerrallaan. Vaihda ensimmäiseksi akku, jolla on matalin varaus.

HI: हॉट स्वैप: आप बैटरी स्वैप से पहले सभी डेटा को बचाने के। एक समय में एक बैटरी स्वैप करें। कम पॉवर वाले बैटरी को पहले स्वैप करें।

NL: Hot swap: Zorg ervoor dat u alle gegevens opslaat voordat u de batterijen vervangt. Verwissel één batterij tegelijk. Eerst de batterij met de laagste capaciteit.

PL: Wymiana bez przerwy w zasilaniu: Przed wymianą baterii należy zapisać wszystkie dane. Zawsze wymieniaj tylko jedną baterię na raz. Wymień najpierw najstarszą baterię.


PT: Hot swap: Salve todos os dados antes de trocar as baterias. Troque uma bateria de cada vez. Troque primeiro a bateria de menor potência.

SV: Snabbyte: Spara alla data innan du byter batterier. Byt ett batteri åt gången. Byt batteriet med lägst ström först.

KO: 핫 스왑: 배터리를 교환하기 전에 모든 데이터를 저장하십시오. 한 번에 하나씩 배터리를 교체하십시오. 전력이 가장 낮은 배터리를 먼저 교체하십시오.

RU: «Горячая» замена: Сохраните все данные перед заменой батарей. Заменяйте одновременно одну батарею. Сначала замените батарею с наименьшим зарядом.

© 2018, Trimble Inc. All rights reserved. Trimble and the Globe & Triangle logo are trademarks of Trimble Inc, registered in the United States and in other countries. All other trademarks are the property of their respective owners.
Revision A. P/N 118347 (11/18)



Trimble Germany
Am Prime Parc 11
65479 Raunheim
Germany

Trimble Inc.
10368 Westmoor Drive
Westminster CO 80021
USA

www.trimble.com

